

M3 Video Measuring Software Solution...


Providing an innovative video measuring solution, the M3 VED software is designed to be utilised with Vision Engineering's range of video measuring systems, and offers advanced customised measurement and reporting capabilities.

Features of the M3 Measuring Solution

- **Effortless software navigation:** The 'Menuless' software is designed to help operators navigate around the software effortlessly. With a logical layout, operators can quickly become familiar with the M3 software, saving time during measurement routines and reducing the need for long training sessions.
- **Designed for Multi-Touch control:** In addition to conventional mouse interface, the expanded Multi-Touch logic allows for versatile pan and zoom and active part view with a pinch, swipe or press.
- **Advanced probe toolbox:** A selection from four varying probe types ensures successful capture of part characteristics such as simple acquisition of points on a feature's edge, just a press or click away.
- **Graphics-based "Part View" constructions:** Part View, a graphical representation of the component formed from measured features and constructions, can be utilised to gather additional measurement data, such as tangent lines and distances from one feature to another.
- **Tolerancing:** A wide range of traditional tolerancing is available including 'Place Tolerancing', so number of digits can be specified to save time and minimise operator error.



- **Quick annotation:** Add customised measurement data to the part view construction, and annotate one or several features simultaneously with a simple marquee feature selection.



Full annotation capabilities, enabling the dimensional data to be overlaid on the video screen.

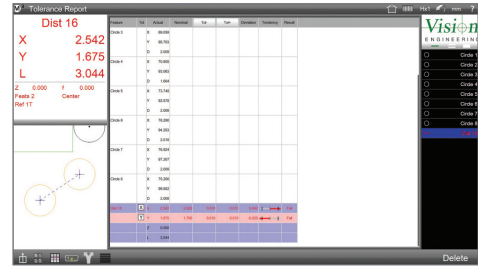
- **Feature detail graphics:** Individual features provide full measurement data, display point cloud distributions, as well as nominal, deviations, and tolerance results.

Featuring
touch2measure
technology...

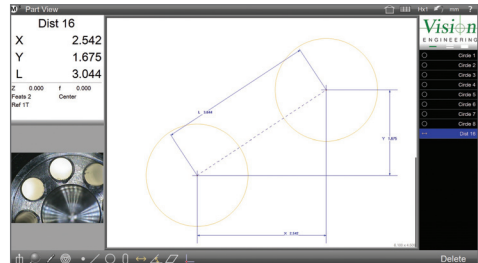


Features of the M3 Measuring Solution Cont...

- Rotatable, movable crosshair:**
 Quick measurement of features can be obtained by moving and rotating the crosshair over the relevant feature. The ability to change the colour of the crosshair maximises the contrast between the crosshair and the feature being measured.
- Report generation:** Flexible reporting capabilities supports a range of application requirements, from simple (including exporting data as .csv & .txt files) to more complex reporting.
- Support for all current industry standard software methodologies for stage and optics calibration:**
 Every measuring stage has factory-completed non-linear error correction (NLEC) calibration to ensure optimum accuracy, which is traceable to NPL/NAMAS/NIST standards for the purposes of ISO9000.
- Industry leading operating system platform:**
 The Windows 7 Operating Systems provides the flexibility of printing reports and exporting data to Windows applications such as Excel.



Powerful, easy to use reporting facility for detailed documentation of measurement data, presentable in a range of layout options.




CAD like part view dimensioning - a graphic representation of the part drawing.


Features of the M3 Field of View (FOV) Option

The Field of View option for the M3 VED software is an additional option providing CAD Import Overlay and Overlay Construction functionality.

- CAD import overlays:**
 Complex CAD overlays (DXF Files) can be easily imported into the M3 software for instant visual inspection / comparisons. As the overlay moves with the datum it saves using a large optical comparator.
- CAD constructions:**
 Provides users with the additional function of creating onscreen overlays including circles, lines and rectangles with upper and lower tolerance boundaries.



Illustrates the CAD import overlay (DXF) with 'whiskers' showing where the component falls outside of the boundary.



Demonstrates the upper and lower boundaries of the onscreen overlay.

For more information...

Vision Engineering has a network of offices and technical distributors around the world. For more information, please contact your Vision Engineering branch, local authorised distributor, or visit our website.

Vision Engineering Ltd.
(Manufacturing)
 Send Road, Send,
 Woking, Surrey, GU23 7ER, England
 Tel: +44 (0) 1483 248300
 Email: generalinfo@visioneng.com

Vision Engineering Ltd.
(Commercial)
 Monument House, Monument Way West,
 Woking, Surrey, GU21 5EN, England
 Tel: +44 (0) 1483 248300
 Email: generalinfo@visioneng.com

Vision Engineering Inc.
(Manufacturing & Commercial)
 570 Danbury Road, New Milford,
 CT 06776 USA
 Tel: +1 (860) 355 3776
 Email: info@visioneng.com

Vision Engineering Inc.
(West Coast Commercial)
 745 West Taft Avenue, Orange,
 CA 92865 USA
 Tel: +1 (714) 974 6966
 Email: info@visioneng.com

Vision Engineering Ltd.
(Central Europe)
 Anton-Pendele-Str. 3,
 82275 Emmering, Deutschland
 Tel: +49 (0) 8141 40167-0
 Email: info@visioneng.de

Vision Engineering Ltd.
(France)
 ZAC de la Tremblaie, Av. de la Tremblaie
 91220 Le Plessis Paté, France
 Tel: +33 (0) 160 76 60 00
 Email: info@visioneng.fr

Vision Engineering Ltd.
(Italy)
 Via Cesare Cantù, 9
 20092 Cinisello Balsamo MI, Italia
 Tel: +39 02 6129 3518
 Email: info@visioneng.it

Vision Engineering
(Brasil)
 Tel: +55 11 4063 2206
 Email: info@visioneng.com.br

Nippon Vision Engineering
(Japan)
 272-2 Saedo-cho, Tsuduki-ku,
 Yokohama-shi, 224-0054, Japan
 Tel: +81 (0) 45 935 1117
 Email: info@visioneng.jp

Vision Engineering Ltd
(China)
 111, International Ocean Building,
 720 Pudong Avenue, Shanghai,
 200120, P.R. China
 Tel: +86 (0) 21 5036 7556
 Email: info@visioneng.com.cn

Vision Engineering
(S.E. Asia)
 Tel: +603 80700908
 Email: info@visioneng.asia

Vision Engineering
(India)
 Email: info@visioneng.co.in

Distributor



PBT Rožnov p.R., s.r.o.
 Lesní 2331
 756 61 Rožnov pod Radhoštěm
 Česká republika

tel.: +420 571 669 311
 e-mail: pbt@pbt.cz
 web: www.pbt.cz



Disclaimer – Vision Engineering Ltd. has a policy of continuous development and reserves the right to change or update, without notice, the design, materials or specification of any products, the information contained within this brochure/datasheet and to discontinue production or distribution of any of the products described.

Visit our multi-lingual website:

www.visioneng.com